

# **Engineering Approaches to Low Vision Rehabilitation**

**Eli Peli**

**The Schepens Eye Research Institute,  
Harvard Medical School, Boston, MA**



*A poster reporting progress in the first 5.5 years of the project was presented at the 6th annual meeting of the Principle Investigators of the NIH BRP grants.*

*July 13-14, 2005, Bethesda, MD*

National Eye Institute BRP grant EY12890, National Institutes of Health


# SPECIFIC AIMS

- Apply engineering approaches to develop optical and electronic devices that aim to restore (at least in part) the important interplay of central (high-definition) and peripheral (wide-field) vision
- Investigate the capabilities and limitations of vision multiplexing techniques
- Develop visual aids that can be dispensed
- Fit patients with the aids
- Train patients in the use of the aids
- Evaluate adaptations
- Test performance in real-world tasks
- Challenge aids in virtual environments.
- Transfer knowledge to the community

COMPLETED IN FIRST PERIOD

# PARTNERS

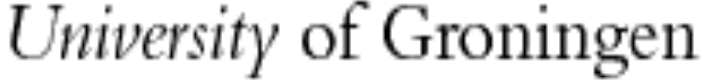
ELIMINATED FROM RENEWAL  
DUE TO BUDGET CUTS:



Device Development:



Device Evaluation – Real Environments:



Device Evaluation – Virtual Environments:



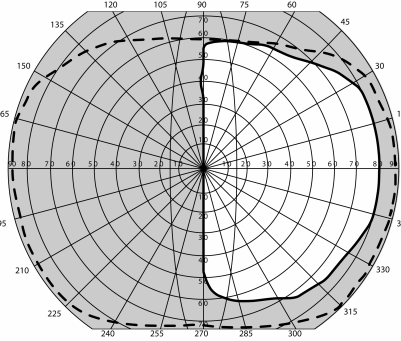

# PRODUCTIVITY/ACHIEVEMENTS – First Funding Period

- Ophthalmic Journals — 19
- Vision and Neuroscience Journals — 13
- Engineering Journals — 14
- Conference proceedings — 25
- Conference Presentations — 57
- 6 Keynote presentations, including:
  - ECVP – European Conference on Visual Perception
  - EuroSight – European Low Vision conference
  - NOG – Dutch Ophthalmological Society
  - NORA – Neuro Optometry and Rehabilitation Assn.
  - IEEE – Workshop on Computer Vision Applications for the Visually Impaired
- Book published: “Driving with confidence: A practical guide to driving with low vision”
- 7 awards including:
  - AAO Fry Award
  - OSA and SID Fellow
  - Bressler Prize in Vision Science
  - Honorary doctorate from SUNY
- Paper Highlighted in Nature Reviews
- Video (Hope in Sight) received the Telly Award
- 2 patents awarded & 2 more filed
- 5 SBIRs awarded to further develop technologies

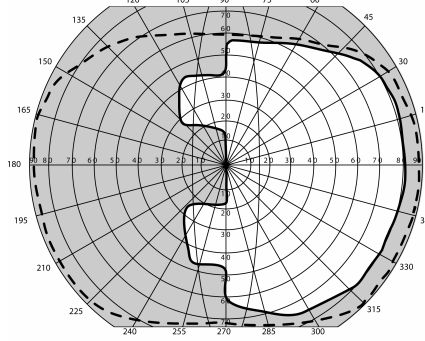
# Device Development

## Oblique Peripheral Prisms for Hemianopia

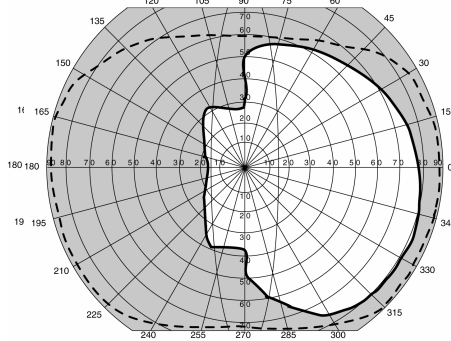
Phase 1 & 2 SBIR Awarded



Without Prisms

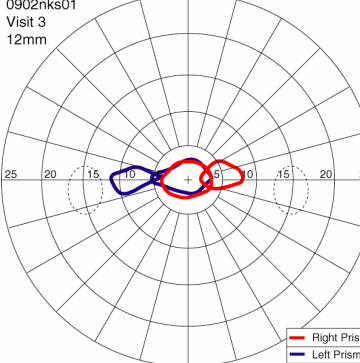
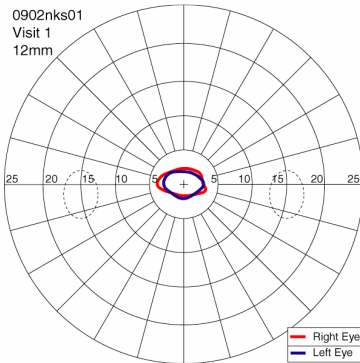


Horizontal Prisms



Oblique Prisms

## Trifield Prisms for Tunnel Vision

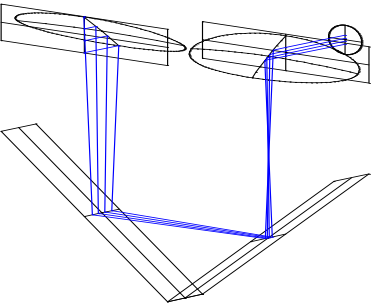


## In-Lens Telescope

Phase 1 SBIR Awarded

### Better Performance

- Curved & flat mirrors
- 4.0x, 24 x 6 deg
- Carrier lens - 5 mm
- SBIR phase 1 awarded for one design



Conventional Telecope

Multiplexing



# Real-World Testing

## On-road Driving



University of Groningen



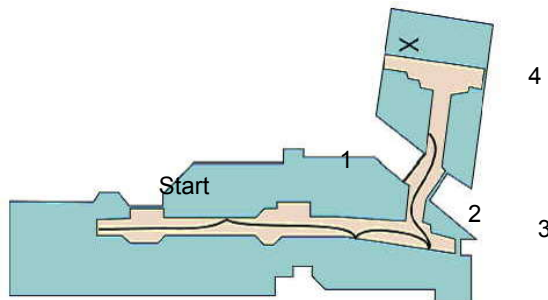
Belgian Road Safety Institute  
Belgisch Instituut  
voor de Verkeersveiligheid vzw

UAB department of ophthalmology  
driving assessment clinic

University  
of Rhode  
Island

On-the road trials in a dual-control car in The Netherlands (with U of Groningen), in Belgium (with the Belgian Road Safety Institute), Alabama (with UABirmingham), and Rhode Island (with URI).


## Shopping Mall and Busy Intersection



Orientation and Mobility testing in a large shopping mall and crossing a busy intersection. Completed by Boston College. Data analysis ongoing.




Crude Prototype



It Works!



With Parabolic Mirrors (but distorted)

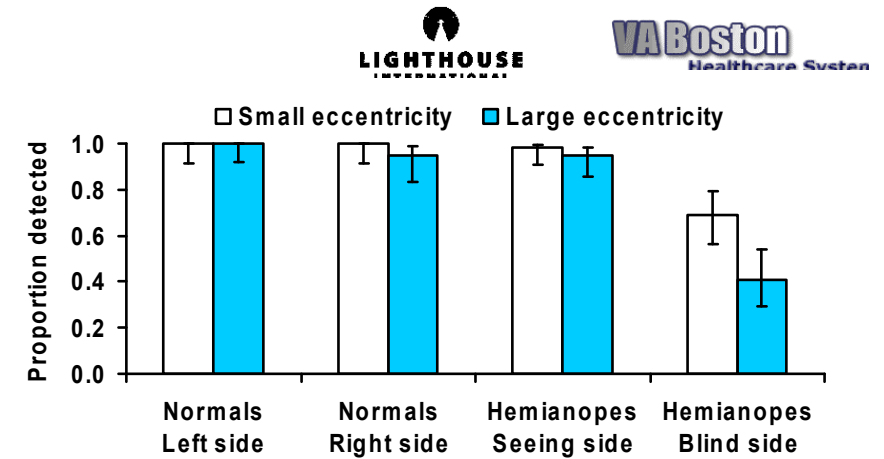


# Virtual-World Testing

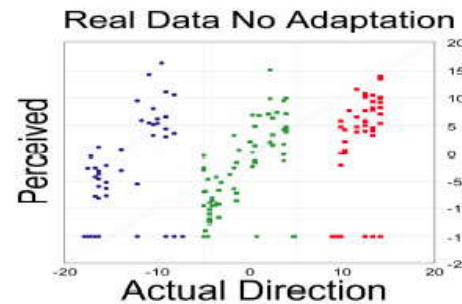
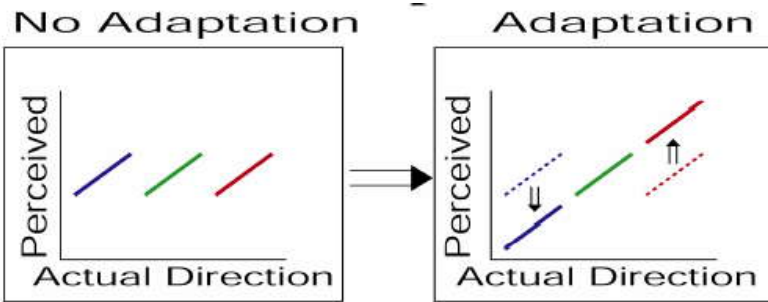
## 5-Screen Driving Simulator



Driving scenarios designed to test specific situations for people with hemianopia (with and without prisms) and low acuity (with and without bioptic telescopes).



## Adaptation to Visual Direction Using Trifield Prisms



Subjects pointed to vertical line targets  
No adaptation found

## Additional Studies

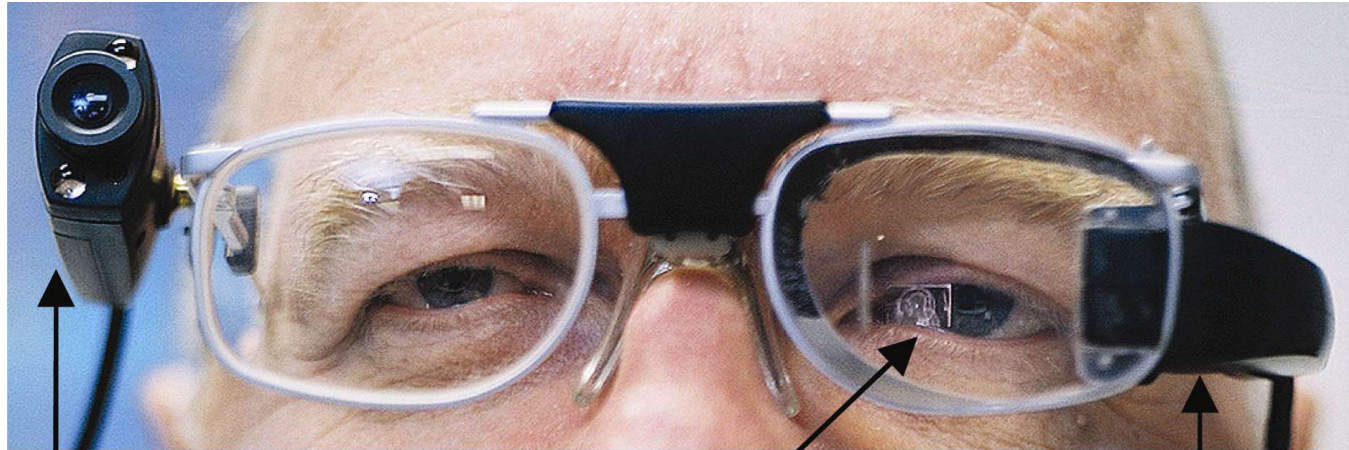


- Treadmill walking simulator of shopping mall for safe, repeatable tests
  - developed adaptive control for effortless self-paced walking speed
- Survey of AMD patients' bioptic use patterns and driving habits
- Multi-site clinical trial evaluating peripheral prisms: 50 patients enrolled in 16 community-based clinics; >70% chose to continue wearing prisms





# Augmented Vision



Camera

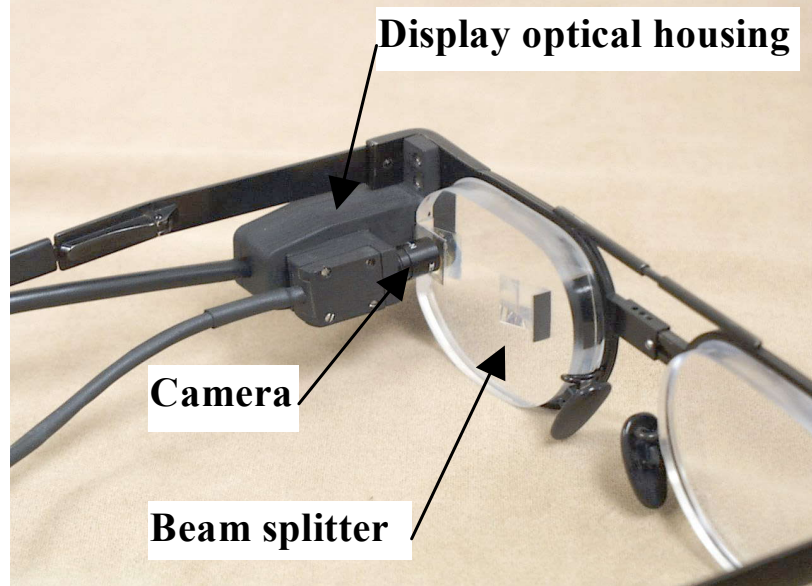
Contour image

Display housing

- Day and night versions developed
- A center mark in the minified view facilitates orientation



# On-axis Alignment of the Camera and Head Mounted Display

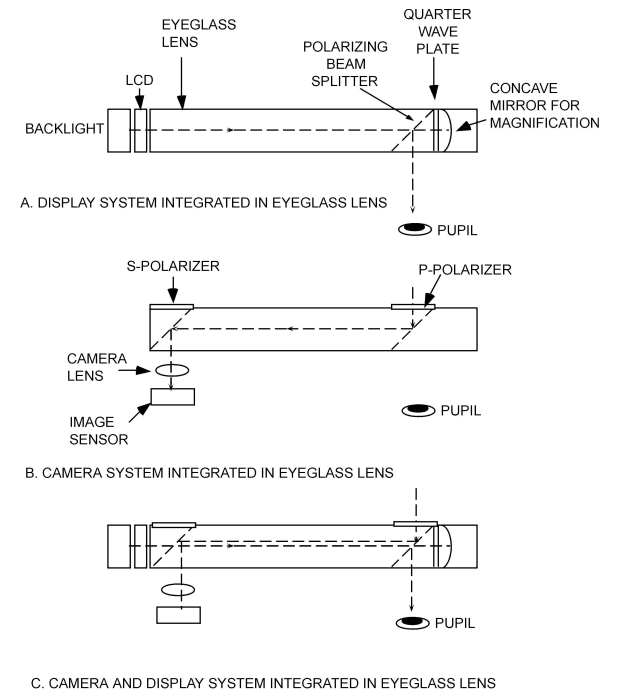


Display optical housing

Camera

Beam splitter


On-axis alignment of the camera and display registers the virtual scene with the real scene.







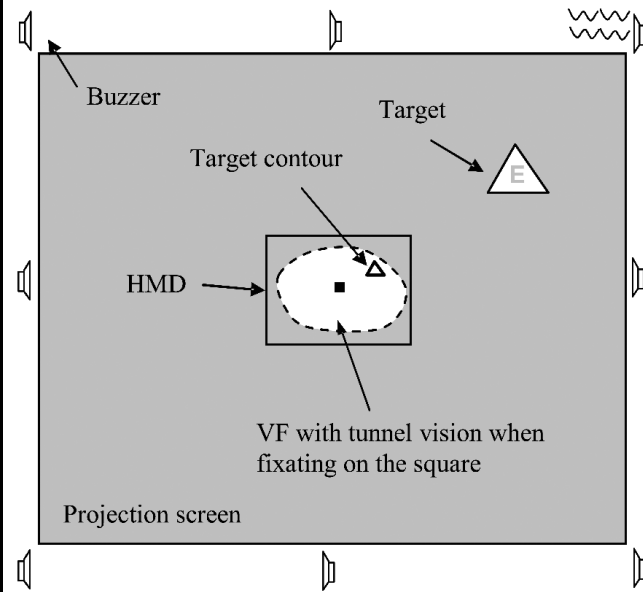
- Night-vision spectacles were tested under different illumination levels
  - on an indoor obstacle course
  - on city streets and dark alleys
- Developed protocol for evaluation
- Testing in extended at-home trials



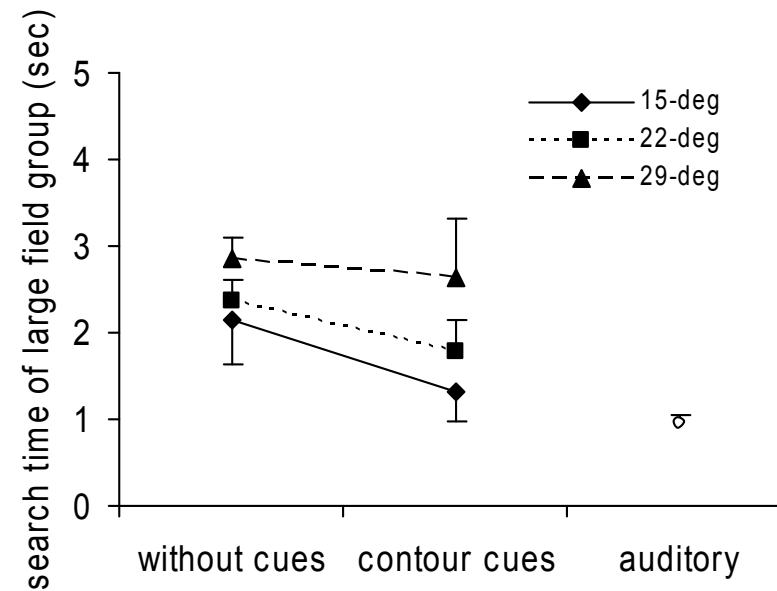
Registration of the virtual scene (blue bars) with the real scene (white bars) is critical in many augmented-vision applications, especially when targets are at multiple distances. (The bars are purposely offset vertically in this test image so they can be distinguished.)

# Visual Search Task

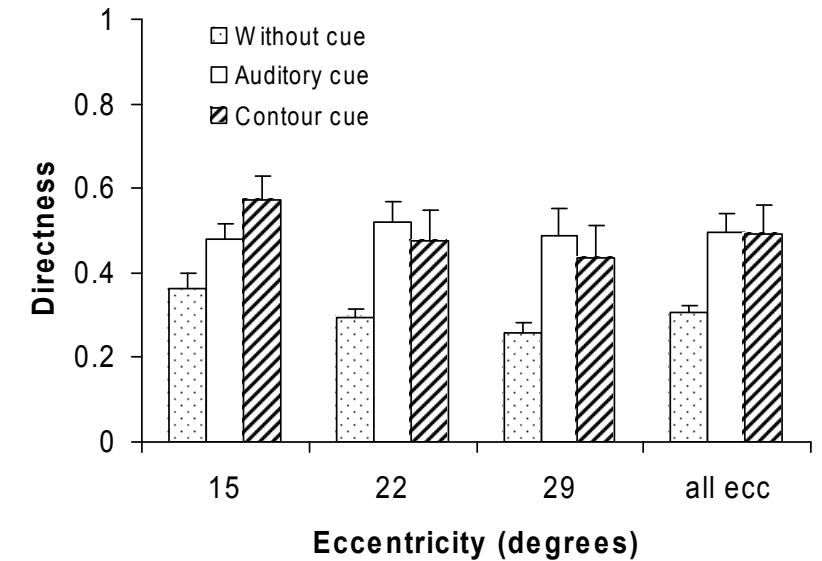
Visual search setup



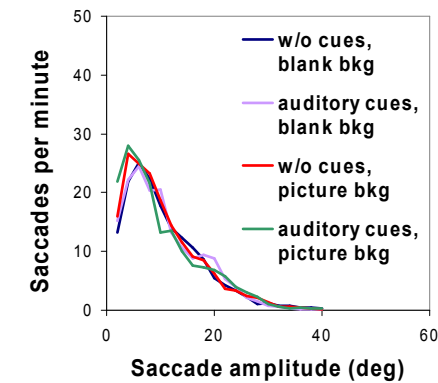
Search time performance



Directness of search



A patient uses the minified view in the augmented-vision spectacles to locate a target outside her peripheral field, and then turns her head to center the target in her unaided view. A letter in the target is not distinguishable in the minified view. The HMD contour cue reduced the search times of 6 subjects with fields larger than  $10^\circ$  (VF =  $12^\circ$ - $16^\circ$ ) by an average of 22% and it significantly improved the search directness of all nine subjects (VF =  $7^\circ$ - $16^\circ$ ). Auditory cues to the octant of the target reduced average search time by 54%.



The field of view after one third of all saccades had no overlap with the patient's visible field at saccade onset!



# Image Enhancement

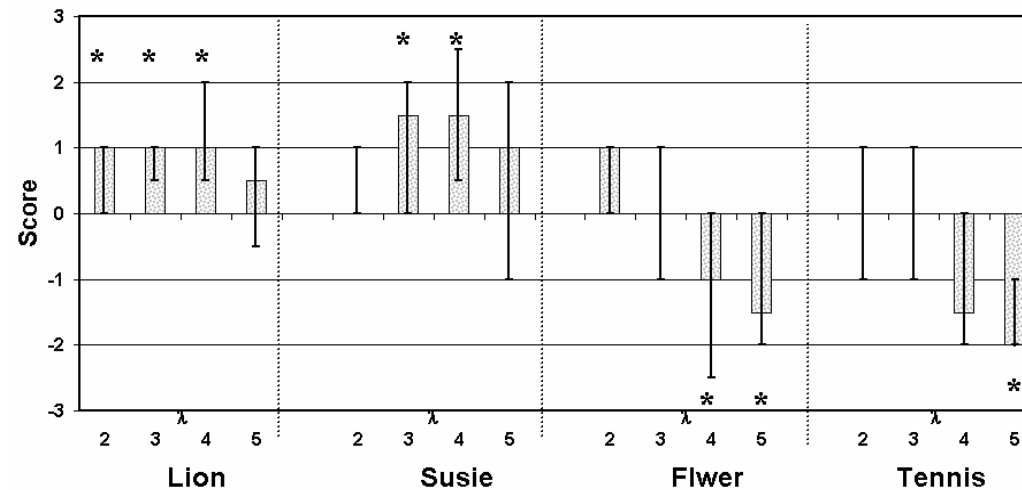
## Inattentional Blindness



(a) When following a hand-slapping game, subjects often missed the umbrella woman strolling through the ball game. (b) & (c) Edge filtering had no effect on unexpected event detection rates. Unexpected events in the attended scene were always detected.

- When concentrating on a task, people frequently fail to notice highly visible unrelated events
- Can this be mitigated when vision multiplexing?

## MPEG Enhancement

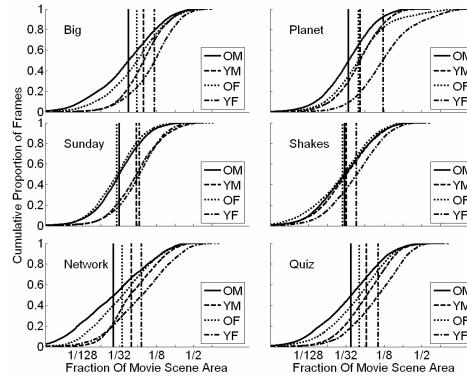
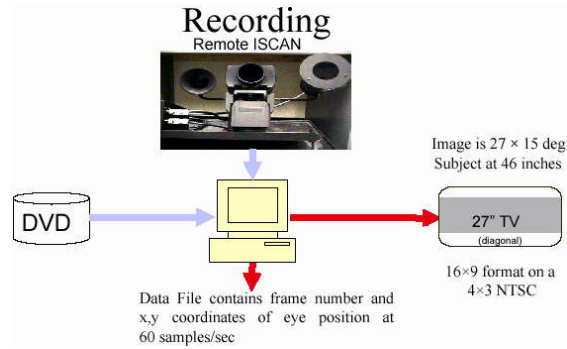


Patients favored enhanced videos with moderate motion, and rejected videos with much motion. A real-time implementation that runs on a desktop PC won a distinguished poster award at SID2005.




# Dynamic Control of Magnification

## Point of Regard Established by Monitoring Normal Viewers



The cumulative distribution show that all movies viewers generally look at the same small area of the screen in every frame. While the older and males groups are more consistent within each group than younger and females groups, respectively, most observers look at about the same place. Therefore, centering the magnified image on an average position should be useful.


## Point of Regard Then Controls the Center of Magnification



Features in the normal video are too small for people with poor visual acuity



Even 2 x magnification (left) around the center often loses the interesting part of the scene, but magnifying around the Point of Regard is most satisfying (right)



## Bipolar Edge-Filtered Image Provides Context



- It is easy to lose context with a magnified view.
- We developed a filter that processes the video to produce cartoon-like images with just the edges of the features of the full frame. Overlaying the magnified view with the full-view edge images maintains context. All edges are bipolar (black and white), so they show against both light and dark backgrounds.

# Administration and Management

- Website with publications, presentations, and media coverage:  
<http://www.eri.harvard.edu/faculty/peli/index.html>
- Website for data sharing:  
[http://www.eri.harvard.edu/faculty/peli/shared/index\\_page.htm](http://www.eri.harvard.edu/faculty/peli/shared/index_page.htm)
- Microsoft Access database application to update 6-month project review
- Web-accessible calendars for individuals, and to schedule meeting rooms, lab spaces, and patient visits
- Generation and maintenance of lab protocols on web-accessible site for:
  - equipment setup and operation
  - vision measurement methodology
  - reusable code and techniques
  - code management/revision control
  - electronic backups
  - off-site electronic archives